

Press Blue Button From Your Portal Who Want to Apply Next Class Online Provisional Admission

For SE (fe to se) /TE/BE/ME_II and MBA_II.

Before Press This Button Student Want To Clear All Previous Dues.

Student Fee Pay

ssbtweb.com/StudentFeePay.aspx#!

Shram Sadhana Bombay Trust's
College of Engineering and Technology
Bambhori Post Box No.94, Jalgaon - 425001 (M.S.)

For Admission to SE,TE,BE,ME-II,MBA-II

Application For Admission In Next Class

Student Details

Student Name: VIKAS PATIL ID No: 1

Admission Year: AdmissionYear Class: Class Course: Course Student ID: Regno

Select Fee: ☒ College Fee ☐ Hostel Fee ☐ Exam Fee

Back

Student Fee Paid Outstanding Details

Action	Entry ID	Admission Year	Class	Total Fee	Fee Paid	Out-Standing
Select To Pay Fee	57734	DEGREE 2020-2021	FE 2020-2021	38185.00	1160.00	37025.00

Online Fee Paid Details

Download Receipt Final Receipt Receipt

Type here to search


32°C Mostly cloudy 4:50 PM 20/09/2021

If Student Previous All Year Outstanding Is Due, Then Following Message (In Yellow Strip) Will Apperar On Student Portal.

SSBTs

ssbtweb.com/Online_Admission_Continue_Student_Portal.aspx#!

Apps Google GF SSBTs kvk PT Yahoo tdsplay CPI Gmail YouTube Maps FRA javacode PF HDFC IT Return Salaried Reading list

 Shram Sadhana Bombay Trust's
College of Engineering and Technology
Bambhori Post Box No.94, Jalgaon - 425001 (M.S.)

srb

SSBTs COLLEGE OF ENGINEERING AND TECHNOLOGY

[Application For Admission In Next Class](#)

Back

Notice

- > 1. Before Start Process to Next Class Online Admission. You Should Pay Your Previous All Class Outstanding Fees.
- > 2. If You Have Not Clear Previous Year Outstanding Fees, Then You Can Not Take Admission To Next Class.
- > 3. Keep Ready 1 (Single) pdf file to upload. Maximum size of pdf is 500kb.
- > 4. Keep Ready Scan Passport Size Photo (.jpg/.jpeg/.png) to upload. Maximum size of photo is 100kb.
- > 5. Sequence of Document Attachment 1. Previous Class Marksheet or Hall Ticket. 2.Caste Validity Certificate. 3. Allotment Letter. 4. Latest Income Certificate.

You Can Not Get Admission to Next Academic Year. Fist You Should Pay All Previous Outstanding Fee. Balance Fee Rs. 28502.00

Type here to search

12:42 PM
20/09/2021

If Student Previous All Year Outstanding Is NILL, Then Following Message (In Yellow Strip) Will Apperar On Student Portal.

And Next Button will be activated.

The screenshot shows a web browser window with the URL `ssbtweb.com/Online_Admission_Continue_Student_Portal.aspx#!`. The page header includes the college logo and name: **Shram Sadhana Bombay Trust's College of Engineering and Technology**, located at **Bambhori Post Box No.94, Jalgaon - 425001 (M.S.)**. Below the header, there are two input fields: one containing 'srb' and another containing 'SSBTs COLLEGE OF ENGINEERING AND TECHNOLOGY'. A link [Application For Admission In Next Class](#) is visible, along with a 'Back' button. A 'Notice' section contains the following instructions:

- > 1. Before Start Process to Next Class Online Admission. You Should Pay Your Previous All Class Outstanding Fees.
- > 2. If You Have Not Clear Previous Year Outstanding Fees, Then You Can Not Take Admission To Next Class.
- > 3. Keep Ready 1 (Single) pdf file to upload. Maximum size of pdf is 500kb.
- > 4. Keep Ready Scan Passport Size Photo (.jpg/.jpeg/.png) to upload. Maximum size of photo is 100kb.
- > 5. Sequence of Document Attachment 1. Previous Class Marksheet or Hall Ticket. 2.Caste Validity Certificate. 3. Allotment Letter. 4. Latest Income Certificate.

Below the notice, a yellow message box states: **Your Previous All Class Outstanding Fees Is Nill, You Can Proceed to Next Class Admission Process. Press Next Button**. A green 'Next' button is located below this message. Two arrows point from the text above to the yellow message box and the 'Next' button. The Windows taskbar at the bottom shows the date as 20/09/2021 and the time as 12:43 PM.


By Pressing Next Button. Previous class and Current Admission Class will appear.

& Confirm Class Button will Activated & Will Apperar On Student Portal.

SSBTs

ssbtweb.com/Online_Admission_Continue_Student_Portal.aspx#!

Apps Google GF SSBTs kvk PT Yahoo tdsplay CPI Gmail YouTube Maps FRA javacode PF HDFC IT Return Salaried Reading list

 Shram Sadhana Bombay Trust's
College of Engineering and Technology
Bambhori Post Box No.94, Jalgaon - 425001 (M.S.)

srb

SSBTs COLLEGE OF ENGINEERING AND TECHNOLOGY

[Application For Admission In Next Class](#)

Back

Notice

--> 1. Before Start Process to Next Class Online Admission. You Should Pay Your Previous All Class Outstanding Fees.
--> 2. If You Have Not Clear Previous Year Outstanding Fees, Then You Can Not Take Admission To Next Class.
--> 3. Keep Ready 1 (Single) pdf file to upload. Maximum size of pdf is 500kb.
--> 4. Keep Ready Scan Passport Size Photo (.jpg/.jpeg/.png) to upload. Maximum size of photo is 100kb.
--> 5. Sequence of Document Attachment 1. Previous Class Marksheet or Hall Ticket. 2.Caste Validity Certificate. 3. Allotment Letter. 4. Latest Income Certificate.

Your Previous All Class Outstanding Fees Is Nill, You Can Proceed to Next Class Admission Process. Press Next Button

Next

Student Name

BONDE ADITYA SUNIL

Previous Admission Year	Previous Admission Class	Current Admission Year	Current Admission Class
DEGREE 2020-2021	FE 2020-2021	DEGREE 2021-2022	SE 2021-2022

If Proper Class is not appear at above, contact to Admin. Office.

Confirm Class

Type here to search

12:44 PM
20/09/2021

By Pressing Confirm Class Button, Following Message (In Yellow Strip) will appear.


& Notice will Apperar On Student Portal.

SSBTs

Google

ssbtweb.com/Online_Admission_Continue_Student_Portal.aspx#!

Apps Google GF SSBTs kvk PT Yahoo tdsplay CPI Gmail YouTube Maps FRA javacode PF HDFC IT Return Salaried Reading list

 Shram Sadhana Bombay Trust's
College of Engineering and Technology
Bambhori Post Box No.94, Jalgaon - 425001 (M.S.)

[Proceed to Admission In Next Class](#)

Back

Notice

--> 1. Before Start Process to Next Class Online Admission. You Should Pay Your Previous All Class Outstanding Fees.
--> 2. If You Have Not Clear Previous Year Outstanding Fees, Then You Can Not Take Admission To Next Class.
--> 3. Keep Ready 1 (Single) pdf file to upload. Maximum size of pdf is 500kb.
--> 4. Keep Ready Scan Passport Size Photo (.jpg/.jpeg/.png) to upload. Maximum size of photo is 100kb.
--> 5. Sequence of Document Attachment 1. Previous Class Marksheet or Hall Ticket. 2.Caste Validity Certificate. 3. Allotment Letter. 4. Latest Income Certificate.

Student Name

BONDE ADITYA SUNIL

Previous Admission Year	Previous Admission Class	Current Admission Year	Current Admission Class
DEGREE 2020-2021	FE 2020-2021	DEGREE 2021-2022	SE 2021-2022

If Proper Class is not appear at above, contact to Admin. Office.

Your This Current Year Class Successfully Save. You are inform you that Pay Fees of This Academic Year.

Notice : - Read Carefely Following Points.

If You Are Faild To Pay Fees. Your Provisional Admission Will Not Be Confirm.

Pay Fees As Following.

1. For OPEN Category Students. Must Pay Minimum Rs.25,000/-.
2. For OBC/EBC/EWS & SEBC Category Students. Must Pay Minimum Rs.20,000/-.
3. For SC/ST/SBC/VJNT Category Students. Must Pay Applicable Fees Except Scholoership Amount.

If You Paid The Fees By RGTS/NEFT/Debit Card/Credit Card/By Any App or By Paid College Challan, Then After 2 Days You Need To Upload PDF File and Photo, Because College Will Make Your Fee Receipt After Verification In Bank Statment.

Type here to search

12:45 PM
20/09/2021

If Student Will Pay Less Fee in shown in above instruction (Pays Fees as Following), Following Message (In Yellow Strip)

& Fee paid Status & Message will Apperar On Student Portal.

The screenshot displays the student portal for Shram Sadhana Bombay Trust's College of Engineering and Technology. The page includes a header with the college's name and address, a search bar, and a navigation menu. A yellow banner at the top indicates that the student will pay less fee. Below this, a notice section provides instructions for the next class admission process. A yellow box highlights the completion of Step 1, stating that the student's request for provisional admission is accepted for the 2021-2022 academic year. At the bottom, a table shows the fee paid status and the corresponding message.

Shram Sadhana Bombay Trust's
College of Engineering and Technology
Bambhori Post Box No.94, Jalgaon - 425001 (M.S.)

srb

SSBTs COLLEGE OF ENGINEERING AND TECHNOLOGY

[Application For Admission In Next Class](#)

Back

Notice

- > 1. Before Start Process to Next Class Online Admission. You Should Pay Your Previous All Class Outstanding Fees.
- > 2. If You Have Not Clear Previous Year Outstanding Fees, Then You Can Not Take Admission To Next Class.
- > 3. Keep Ready 1 (Single) pdf file to upload. Maximum size of pdf is 500kb.
- > 4. Keep Ready Scan Passport Size Photo (.jpg/.jpeg/.png) to upload. Maximum size of photo is 100kb.
- > 5. Sequence of Document Attachment 1. Previous Class Marksheet or Hall Ticket. 2.Caste Validity Certificate. 3. Allotment Letter. 4. Latest Income Certificate.

Step 1. Completed. Dear Student Your Request for Provisional Admission Application Is Accepted In This Academic Year - 2021-2022.

Fee Paid Or Not Status	Message
0.00	Less Fee Paid

Windows taskbar: Type here to search, 12:46 PM, 20/09/2021

IF Student Will Pay Appropriate Fee in shown in above instruction (Pays Fees as Following), Following Message (In Yellow Strip) & Date Entry for PRN . after Entering 16 Digit PRN Pdf File and Photo file Attachemnt Screen will Apperar On Student Portal.

The screenshot shows a web browser window with the URL `ssbtweb.com/Online_Admission_Continue_Student_Portal.aspx#!`. The page header includes the college logo and name: **Shram Sadhana Bombay Trust's College of Engineering and Technology**, located in Bambhori Post Box No.94, Jalgaon - 425001 (M.S.).

A **Notice** box contains the following instructions:

- > 1. Before Start Process to Next Class Online Admission. You Should Pay Your Previous All Class Outstanding Fees.
- > 2. If You Have Not Clear Previous Year Outstanding Fees, Then You Can Not Take Admission To Next Class.
- > 3. Keep Ready 1 (Single) pdf file to upload. Maximum size of pdf is 500kb.
- > 4. Keep Ready Scan Passport Size Photo (.jpg/.jpeg/.png) to upload. Maximum size of photo is 100kb.
- > 5. Sequence of Document Attachment 1. Previous Class Marksheet or Hall Ticket. 2.Caste Validity Certificate. 3. Allotment Letter. 4. Latest Income Certificate.

Below the notice, two yellow status bars indicate progress:

- Step 1. Completed. Dear Student Your Request for Provisional Admission Application Is Accepted In This Academic Year - 2021-2022.
- Step 2. Completed. You Have Partial Fee Paid of Current Academic Year.

Step 3. Upload pdf file And Enter PRN (On Marksheet/Hall Ticket).

The form for Step 3 includes:

- A text input field labeled "Enter PRN" with a red instruction: ***Enter PRN (16 Digit) And Press TAB Key.** An arrow points to this field.
- A section for photo upload with the label "Upload Photo(.jpg,.jpeg,.png only)." and a "Choose File" button. A message "No file chosen" is displayed next to the button. An arrow points to this section.

At the bottom, two yellow error bars are visible:

- PDF File Is Not Uploaded. Please Upload It.
- PDF File Is Not Uploaded. Please Upload It.

The Windows taskbar at the bottom shows the system time as 12:46 PM on 20/09/2021.

After Entered PRN, Then Upload PDF By Pressing Choose File and Then Upload Photo By Pressing Choose File, Then Press Submit Button will Activated and Following Screen Will Appear on Student Portal.

SSBTs

Google

ssbtweb.com/Online_Admission_Continue_Student_Portal.aspx#!

Apps Google GF SSBTs kvk PT Yahoo tdsplay CPI Gmail YouTube Maps FRA javacode PF HDFC IT Return Salaried Reading list

Shram Sadhana Bombay Trust's
College of Engineering and Technology
Bambhori Post Box No.94, Jalgaon - 425001 (M.S.)

[n In Next Class](#)

Notice

--> 1. Before Start Process to Next Class Online Admission. You Should Pay Your Previous All Class Outstanding Fees.
--> 2. If You Have Not Clear Previous Year Outstanding Fees, Then You Can Not Take Admission To Next Class.
--> 3. Keep Ready 1 (Single) pdf file to upload. Maximum size of pdf is 500kb.
--> 4. Keep Ready Scan Passport Size Photo (.jpg/.jpeg/.png) to upload. Maximum size of photo is 100kb.
--> 5. Sequence of Document Attachment 1. Previous Class Marksheet or Hall Ticket. 2.Caste Validity Certificate. 3. Allotment Letter. 4. Latest Income Certificate.

Step 1. Completed. Dear Student Your Request for Provisional Admission Application Is Accepted In This Academic Year - 2021-2022.

Step 2. Completed. You Have Partial Fee Paid of Current Academic Year.

Upload Photo(.jpg,.jpeg,.png only).

Photo

Choose File Photo.jpg

Press Following Button To Submit Your Admission Request And PDF File.

Submit

Step 3. Completed. You Have Uploaded PDF File And Photo.

OK

Type here to search

12:49 PM
20/09/2021

After Pressed Submit Button For Submitting Your Provisional Admission Request to College Office. Following Screen will appear on Student Portal.
College will verify Your PDF Attachment. If Any Query Will Come In That PDF File, In That Case Your Request Will Be Reject, and College Office Will Contact To You Regarding Comeout Query.

Otherwise College Will Approve Your Request and "Step 4. Your Admission Is Confirmed" This Message Will Appear On Your Screen.

The screenshot shows a web browser window with the URL ssbtweb.com/Online_Admission_Continue_Student_Portal.aspx#!. The page header includes the college logo and name: **Shram Sadhana Bombay Trust's College of Engineering and Technology**, Bambhori Post Box No.94, Jalgaon - 425001 (M.S.). A "Notice" box contains the following instructions:

- > 1. Before Start Process to Next Class Online Admission. You Should Pay Your Previous All Class Outstanding Fees.
- > 2. If You Have Not Clear Previous Year Outstanding Fees, Then You Can Not Take Admission To Next Class.
- > 3. Keep Ready 1 (Single) pdf file to upload. Maximum size of pdf is 500kb.
- > 4. Keep Ready Scan Passport Size Photo (.jpg/.jpeg/.png) to upload. Maximum size of photo is 100kb.
- > 5. Sequence of Document Attachment 1. Previous Class Marksheet or Hall Ticket. 2.Caste Validity Certificate. 3. Allotment Letter. 4. Latest Income Certificate.

Below the notice, a sequence of steps is displayed in yellow boxes:

- Step 1. Completed. Dear Student Your Request for Provisional Admission Application Is Accepted In This Academic Year - 2021-2022.
- Step 2. Completed. You Have Partial Fee Paid of Current Academic Year.
- Step 3. Completed. You Have Uploaded PDF File And Photo.
- Step 3. Completed. You Have Uploaded Photo.

A green box states: **Your Request For Provional Admission In Next Class Successfully Submitted to The College Office.**

Below this, a red box contains the text: **After Verified By The College Of Your Uploaded PDF File, Then You Can See Message Here As "Step 4. Your Admission Is Confirmed".** An arrow points from this box to the next red box.

The next red box states: **If Any Query Will Come Out During The Verification of pdf File Which Is Uploaded By You, Then The College Will REJECT It & Also The College will Informed You.** An arrow points from this box to the next red box.

The next red box states: **If The College REJECT Your pdf File, Then You Need To Re-Upload The pdf File Again With Changes As Directed By The College.** An arrow points from this box to the next green box.

The next green box states: **After Re-Verified By The College Of Your Uploaded PDF File You Can See Message HereAs "Step 4. Your Admission Is Confirmed".** An arrow points from this box to the final green box.

The final green box states: **Your Admission Is Under Process.**

The Windows taskbar at the bottom shows the date and time as 12:49 PM on 20/09/2021.